

TECHNICAL SPECIFICATION FOR DESIGN PREPARATION FOR FLEXOGRAPHIC PRINTING

1. PREFERRED FILE FORMATS

Print-compliant **PDF** or open **Adobe Illustrator CC** file. Bitmaps should be embedded in the file or supplied separately in **psd**, **tiff** format with LZW compression, or alternatively **jpg** in CMYK colour space at **300 dpi**. ICC ISO Coated v2 (Fogra39) colour profile.

Acceptable file formats:



2. WAYS OF UPLOADING FILES

- e-mail attachment,
- wetransfer.com link,
- link to the cloud drive,
- access to client ftp.

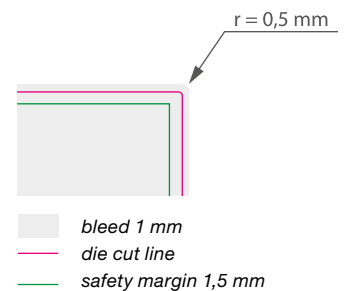
3. TECHNICAL REQUIREMENTS

3.1. Colours

- Minimum raster point size 1.2%.
- Fine text always from one colour with the overprint option **turned on**.
- White always with the overprint option **turned off**.

3.2. Label area





- Bleed: 1 mm.
- Safety margin: important elements such as texts, logos must be 1.5 mm from the edge of the die-cut.
- Minimum corner radius: 0.5 mm.



3.3. Minimum element sizes

Minimum font size: 4 pts (for Myriad Pro Regular).	Aa 4 points
Minimum line thickness of 1 colour: 0.1 mm.	— 0,1 mm
Minimum line thickness of 1 colour in contrast: 0.2 mm.	■ 0,2 mm
Minimum line thickness from several colours: 0.25 mm.	— 0,25 mm
Minimum line thickness from several colours in contrast: 0.5 mm.	■ 0,5 mm
Minimum thickness of black line at colour junction: 0.3 mm.	■ 0,3 mm

3.5. Cold Stamping

- Minimum line thickness from cold stamping: 0.2 mm.  0,2 mm
- Minimum line thickness from cold stamping in contrast: 0.5 mm.  0,5 mm
- Minimum font size: 6 pts (for Myriad Pro Regular).  Aa 6 points
- Minimum font size in contrast: 8 pts (for Myriad Pro Regular).  Aa 8 points

4. TRAPPING

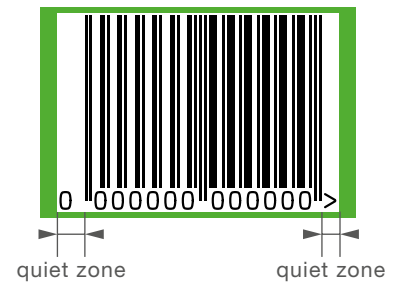
There is no need to provide files with trapping, we adapt the files to our technological capabilities in-house. Production of polymers and printing takes place after prior approval of the file.

5. INSTRUCTIONS FOR ELEMENTS ON THE LABEL

5.1 EAN barcode

Compliant with the GS1 standard - the minimum EAN-13 code enlargement rate is 80%, maintaining the quiet zone.

The barcode must be created from 100% one colour.



5.2. Minimum font sizes for foodstuffs

Minimum font height for food labels: 1.2 mm, (measured for baseline, e.g. 'z', 'x' mark).

